



24 ports Cat.5e Un-Shielded Patch Panel

235324

The equip[®] Patch Panel is a 19" 1U network distribution unit integrating cable management system for better routing and strain relief requirements, suitable for both LSA and 110 standards. Featuring 24 x RJ45 ports, this patch panel is recommended to connect with equip[®] patch cords and cabling accessories to achieve outstanding performance. Moreover, each port is marked with port number for recognition.

| Specification

Category	Cat.5e
Ports	24
Shielding	Un-Shielded
Size	19", 1U

| Key Features

- 45° dual IDC (LSA and 110) compatible
- Compliant with ANSI/TIA/EIA 568 standard
- IDC color T568A/T568B coded
- 24 x Un-Shielded RJ45 ports

| Ordering Information

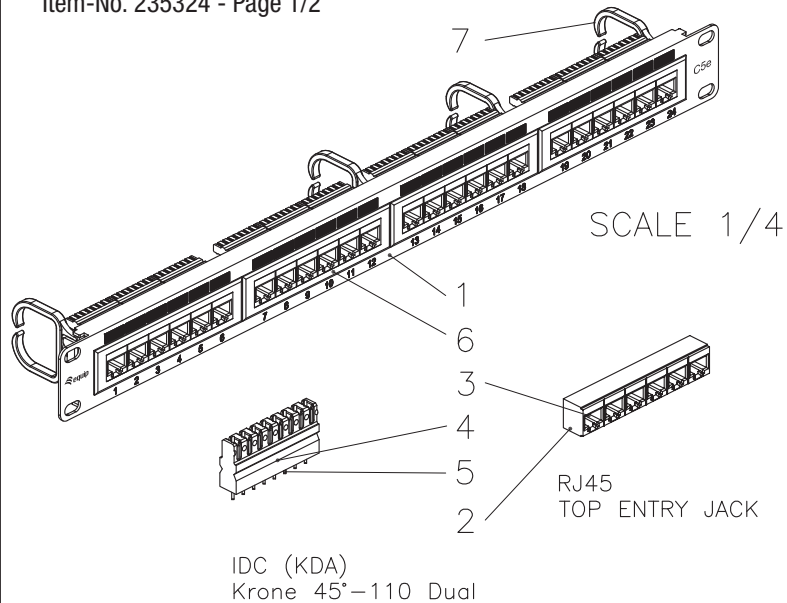
PN	EAN	Color
235324	4015867154106	Black

| Package Contents

- Cat.5e, 24 Ports Patch Panel

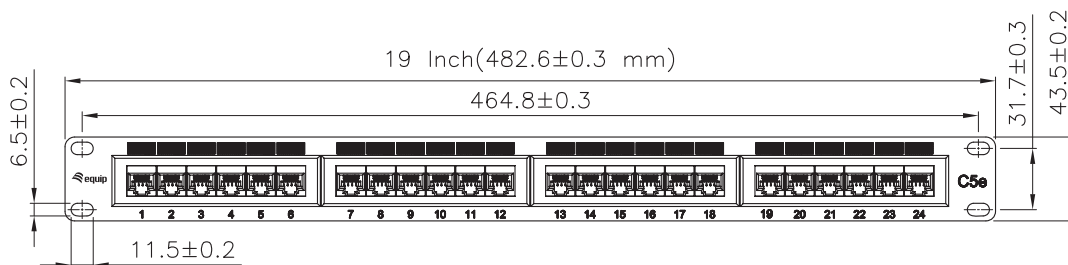
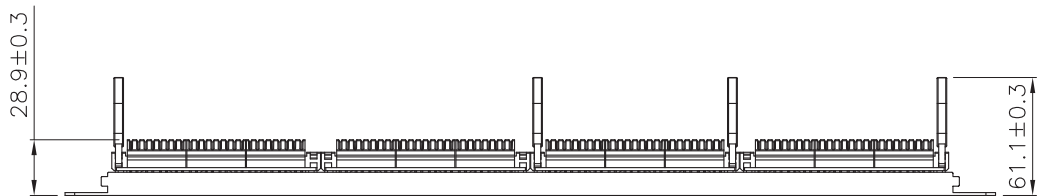
Packing: equip carton box





IDC (KDA)
Krone 45°-110 Dual

RJ45
TOP ENTRY JACK



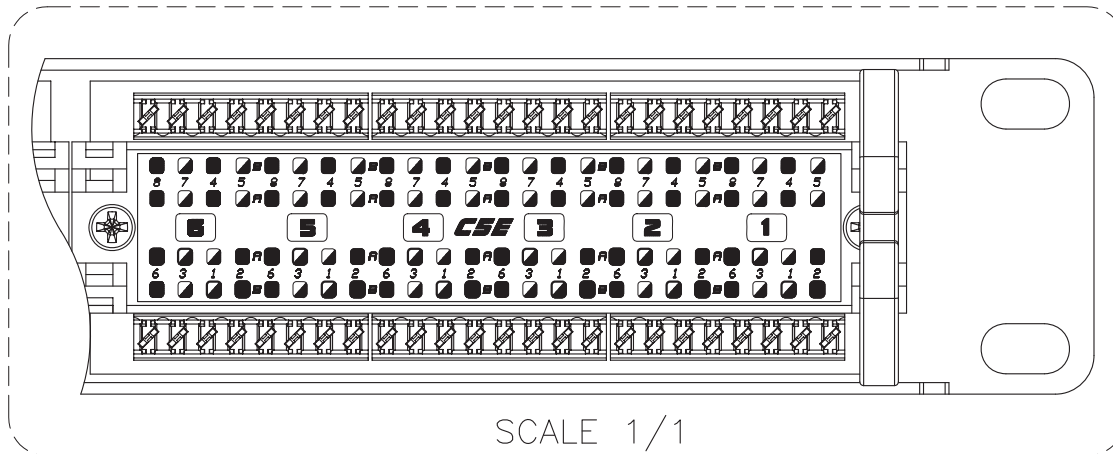
Specification :

Material :

1. Panel : SPCC, 1.5 mm thickness with Black(RAL 9005) color painted.
2. RJ45 Jack Housing : ABS, UL 94V-0.
3. RJ45 Jack Contact material & finished :
3-1. Phosphor Bronze with 50-60 micro-inch Nickel plated.
3-2. Contact area : Min. 3 mm 50 micro-inch Gold plated.
4. IDC Housing : PC+5%GF, UL 94V-2.
5. IDC Terminal material & finished :
5-1. Phosphor Bronze with 50-60 micro-inch Tin plated.
5-2. 110 & Krone tool compatible.
5-3. Suitable for 22-26 AWG stranded & solid wire.
6. Jack Bracket Set : ABS, UL 94V-0.
7. Cable Holder : PA6, UL 94V-2.

Performance :

- a. The sticker color codes combine two wiring of T568A & T568B.
- b. Insertion force : 900 gms for 8 contacts.
- c. Retention strength : 7.7 kgs between Jack and Plug.
- d. Operation temperature : -40°C to 80°C.
- e. Durability :
e-1. Jack : 750 cycles Plug-Jack mating and unmating test, Insertion cycles at 20 cycles/minute max. Contact resistance test per 100 cycles.
e-2. IDC : Max. 200 punching times.
- f. The Cat.5e performance is in compliance with the ANSI/TIA/EIA 568 B.2 standard.

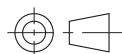


GENERAL TOLERANCE OF DIMENSIONS

X.XXX ±0.005
X.XX ±0.05
X.X ±0.1



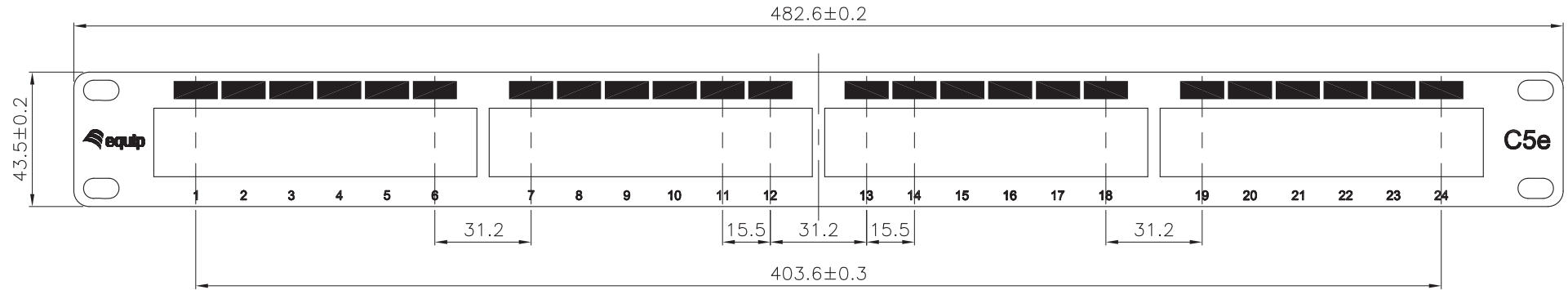
Cat.5e patch panel, 24port, 1U, unshielded, black



DRAWING NO.	
DRAWING CLASSIFICATION	S SHEET 1 OF 1



A



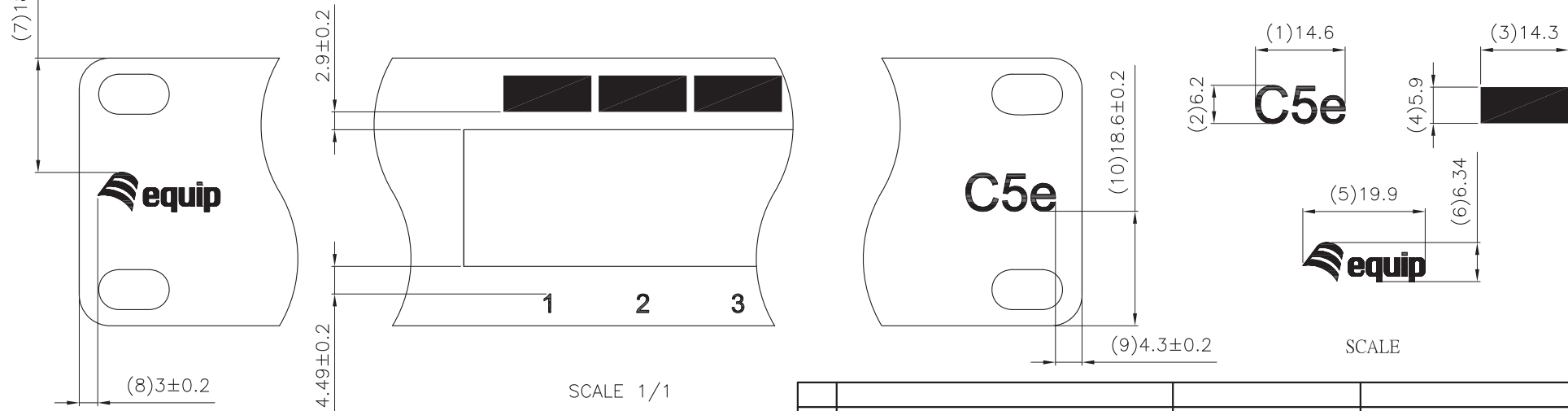
A

B



B

C



C

D

RAL9005
Arial

SCALE 1/1

SCALE

NO.	DESCRIPTION	P/N.	MATERIAL	Q'TY
"#": Matching DIM. "*": Important DIM. Others General DIM.				
GENERAL TOLERANCE OF DIMENSIONS X.XXX ±0.005 X.XX ±0.05 X.X ±0.1				
DRAWING NO. C08-172(PA1)				
DRAWING CLASSIFICATION P SHEET 1 OF 1		Cat.5e patch panel, 24port, 1U, unshielded, black		

D

No.	MODIFIED AREA	ORIGINAL	MODIFY	DATE	MODIFIER
1					