DIGITUS® Gigabit Ethernet PCI Network Card

DN-10110

EAN 4016032310778



Gigabit Ethernet PCI Card 32-bit, low profile bracket, RTL8169SC chipset

Gigabit Ethernet PCI Card,32-bit, low profile bracket, RTL8169SC chipset

Unprecedented speed is now available over your existing network cabling - Built to run the fastest network applications

- Supports 10/100/1.000 Mbps auto negotiation
- IEEE 802.3, IEEE 802.3u, IEEE 802.3ab compatible
- IEEE 802.3x full-duplex and flow control
- Supports Autonegotiation and Crossover detection
- Realtek Chipset
- PCI Local Bus Master Rev.2.1 and 2.2 compatible
- Suitable for all common network environments
- Additional Low Profile Bracket to use the Card also in Thin Computers
- Operating temperature: 0 °C - 70 °C
- Operating humidity: 25% - 65% RH (non-condensing)
- Supports Windows 10, 8.1, 8, 7, Vista, XP, Mac OS X and Linux
- Chipset: Realtek RTL8169SC Gigabit Ethernet Controller
- Bus: PCI V2.2, 32/64-bit, 33/66MHz
- IEEE802.3, IEEE802.3u, and IEEE802.3ab compliant.
- Support for IEEE802.3x Full-Duplex flow control
- Support IEEE802.1Q Virtual LAN (VLAN) Tag
- Complaint to PC97, PC98, PC99 and PC2001 standards
- Auto-Negotiation support for Auto-Detect 10/100/1000Mbps data rate and Full/Half-Duplex operation mode
- Support ACPI and PCI power management
- Automatic crossover support for crossover or regular cable
- Support Boot ROM function (optional)
- Support Wake on LAN function
- One RJ-45 Port

Package contents

- Gigabit Ethernet PCI network card
- Low profile bracket
- Quick installation guide
- Product support CD-ROM

Logistics

	Number (pcs)	Weight (kg)	Depth (cm)	Width (cm)	Height (cm)	cm³
Packaging Unit Carton	40	6.30	38.00	41.00	41.00	63,878.00
Packaging Unit Inside	1	0.16	5.50	18.00	18.60	1,841.40
Packaging Unit Single	1	0.16	5.50	18.00	18.60	1,841.40
Net single without Packaging	1	0.05	12.10	11.50	1.90	0.00

More images:













Safety notes

- Switch off the computer completely and disconnect it from the power supply before installing or removing the network card.
- Static discharge can damage the product or the PC. Take measures against static discharge (ESD) when installing the product, e.g. wear an antistatic wrist strap.
- Before installation, touch the metal surface of the PC housing or another grounded object to ground any ESD charge via the housing.
- Avoid using too much force when connecting the product to the PC.
- Please ensure that any cables are connected correctly without overstretching or damaging them.
- Avoid touching the contacts of the product with your fingers to prevent corrosion or static charge.

EU responsible person

EU based economic operator ensuring the product complies with the required regulations.

ASSMANN Electronic GmbH
Auf dem Schüffel 3
Lüdenscheid, Germany
https://www.assmann.com
info@assmann.com